


Features and Benefits

A prime definition of chic, the ray table embodies a classical grace that will stand the test of time.

Ray's elegance is matched only by its functionality and foresight. The design of ray, allows for two individual deployments of the base, offering two distinct design aesthetics.

An additional pane of glass may be inserted, creating a second shelf, which provides a duality to ray's design rarely found in today's market.

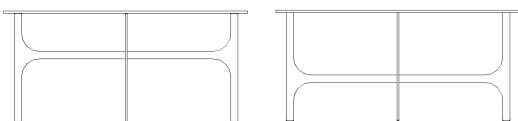




S P E C I F I C A T I O N S

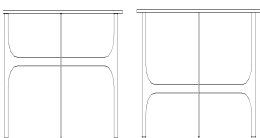
Frames are manufactured out of laser cut steel. Standard finish is metallic powdercoat. Bright chrome finish available for an upcharge.

Table tops are available in either glass (clear or painted) or black compact laminate and may be specified square or circular.



910 occasional table

frame dim: 41W 41D 17 1/2H



911 side table

frame dim: 20W 20D 22H